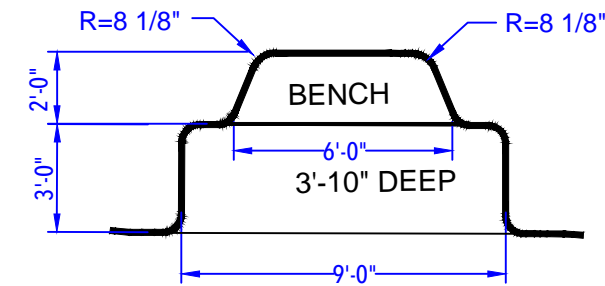
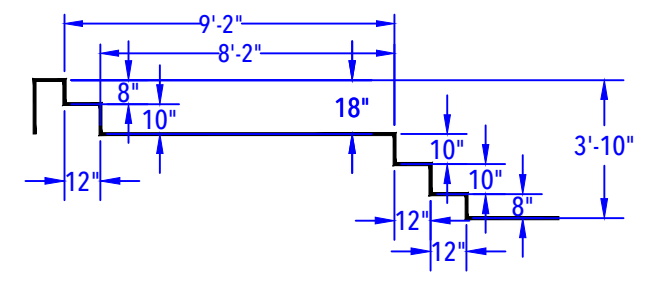


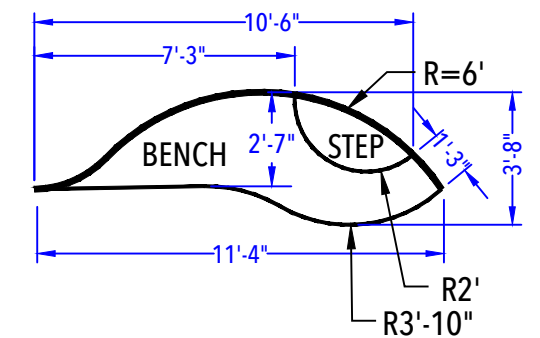
DEPTH DETAIL



DEEP END BENCH AT GROTTO
(After Concrete & Liner) N.T.S.



SUN DECK & ENTRY STEP DETAIL
(After Concrete & Liner) N.T.S.



DEEP END BENCH & STEP OUT DETAIL
(After Concrete & Liner) N.T.S.

LEON - 19 Weathersfield Drive

29'-5" x 34'-1" x 55'-9" - 10" Concrete Wall - Freeform
w/ Interior Vinyl Covered Step / Sun Deck
& Deep End Bench w/ Step Out & Custom Grotto Area
Pool Perimeter = 158 Ln. Ft.
Pool Area = 1,360 Sq. Ft.
Approximate Pool Gallons: 48,373 Gallons

BUYER SIGNOFF

By signing below, Buyer states that he/she has reviewed all items that are detailed on this Pool Layout Plan. Buyer further acknowledges that the manner in which all depths are showcased is approved along with location and placement of all specified items as detailed herein. This Pool Layout Plan requires a signature from Management for it to be valid and accepted by Seasonal World. Seasonal World reserves the right to alter, amend and/or change anything listed herein. Seasonal World is not responsible for any typographical errors and/or omissions. In the event that a product and/or service is listed on this Pool Layout Plan and it has not been paid for via the Contract or a Contract Addendum, this does not entitle the Buyer to receive said product and/or service. Product and/or service must be purchased and paid for in order for Seasonal World to provide it to the Buyer, unless otherwise specified in writing. THUS, BY SIGNING BELOW BUYER APPROVES THE POOL LAYOUT PLAN AS DETAILED HEREIN AND BUYER IS IN AGREEMENT WITH THE TERMS AND CONDITIONS AS SET FORTH HEREIN.

X
Buyer(s) Signature _____ Date _____

X
Seasonal World Representative _____ Date _____

X
Seasonal World Management _____ Date _____

POOL LAYOUT PLAN

POOL TYPE: CONCRETE / VINYL
CONTRACT #: 555540
DATE: 12 - 17 - 20
SCALE: 1/8" = 1'-0"
DRAWN BY: JP

NO.	REVISION	DATE	
1	Pool size: 30' x 56' was 20'x40'	12-17-20	JP
2	Added Deep end bench	6-22-21	JP

